
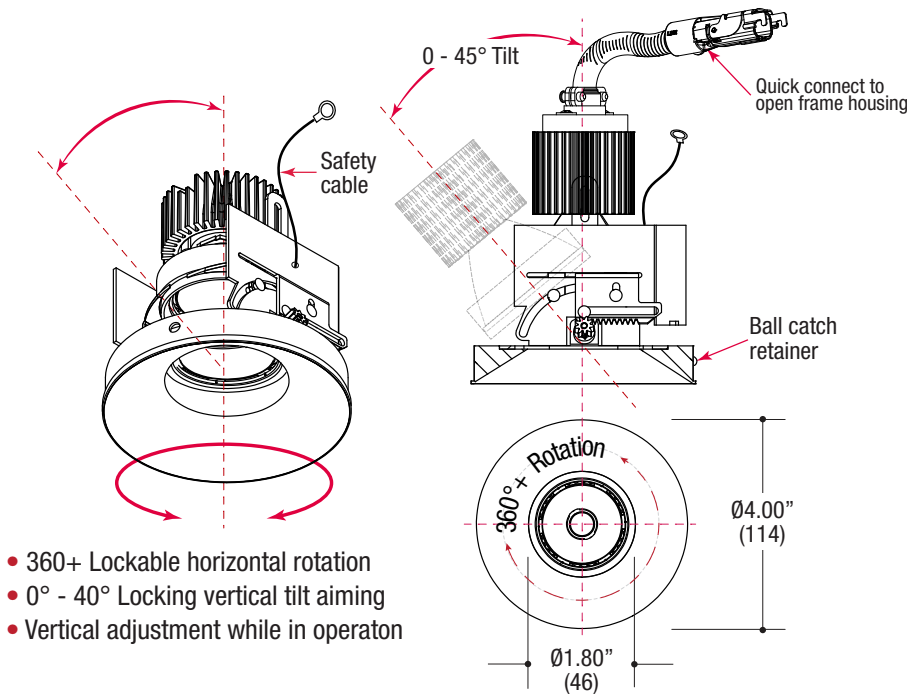


PROJECT	TYPE	CATALOG NUMBER
---------	------	----------------

## 9421RM

**ROUND ADJUSTABLE BEVEL ACCENT** - The VF100 Max-A™ Series of recessed downlight and open frame housing configurations represent the pinnacle of innovation and design of small aperture products for the architectural industry. These fixtures meet and exceed the needs of today's lighting designers and specifiers for small recessed fixtures that perform.

Measurements in ( ) are metric equivalents.



## Specifications


### ROUND DOWNLIGHT

- Recessed adjustable downlight
- 4.00" round beveled die-cast aluminum trimless insert
- Small 1.80" round aperture
- Accepts up to 2 or more optical accessories
- Ball catch retainer for easy trim insertion and removal with safety cable included
- Powder coat finish

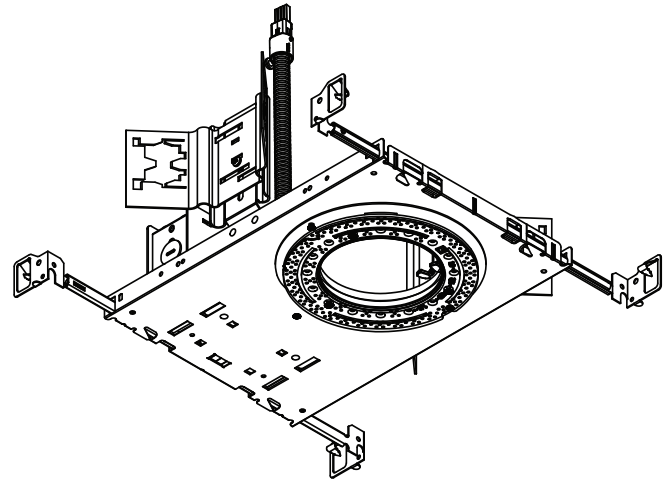
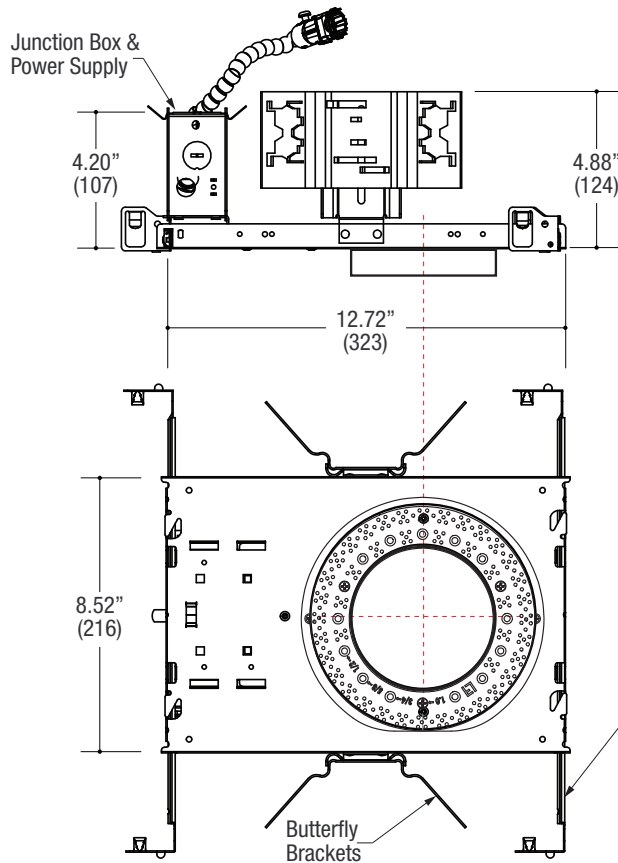
**5 YEAR WARRANTY**  
Limited



### TRIM ORDERING INFO

TRIM SERIES	LED MODULE INFORMATION	CRI / COLOR	BEAM	TRIM FINISH	OPTIONS
<b>9421RM</b> Open Frame Housing  <b>4.00" ROUND</b> Small Aperture Die-Cast Bevel Trimless Insert Adjustable Downlight  	<b>09C</b> 09W LED / 900lm nom.	<b>8027</b> 80CRI / 2700K	<b>N</b> Narrow 16° <b>M</b> Medium 28° (Use lay-in film for wide distributions)	<b>MB</b> Black <b>MW</b> White <b>XX</b> Custom	<b>CL</b> Clear Lens <b>DL</b> Diffused Lens <b>DF</b> Diffused Film <b>WF</b> Wide Distribution Film
	<b>14C</b> 14W LED / 1200lm nom.	<b>8030</b> 80CRI / 3000K			
	<b>20C</b> 20W LED / 1600lm nom.	<b>8035</b> 80CRI / 3500K			
		<b>8040</b> 80CRI / 4000K			
		<b>9527</b> 95CRI / 2700K			
		<b>9530</b> 95CRI / 3000K			
		<b>9535</b> 95CRI / 3500K			
		<b>9540</b> 95CRI / 4000K			

Example: **9421RM-20C-9530-N-MB-CL**



**(VOR-1BN-S)**  
**SMALL SIZE**  
**OPEN FRAME HOUSING**

Hanger Bars  
Included

Butterfly  
Brackets

## Specifications

**5 YEAR WARRANTY**  
 Limited



### ROUND TRIMLESS HOUSING

- Open frame housing of galvanized and aluminum construction
- **Ceiling Cut-out - Ø6.50"**

### ELECTRICAL

- Field-replaceable integral LED driver
- Electrical wiring compartment integrated into housing construction
- Internal thermal protection
- Easy maintenance access through ceiling opening
- Rated for through-branch wiring
- Optional dimming

### MOUNTING

- Butterfly brackets for commercial installation in drywall, wood, stone, acoustic tile, or other ceiling types
- Perforated plate adjusts for 1/2", 5/8", 3/4" & 7/8" ceiling thickness
- Includes standard hanger bar attachments for residential installation
- Heavy duty **L-Bars™** hanger bar system ordered separately  
**LF #LBARS4PK**

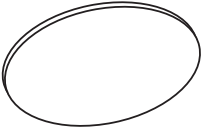
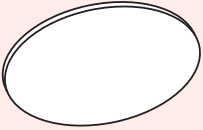
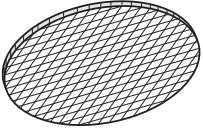
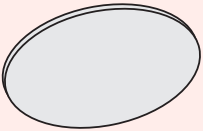
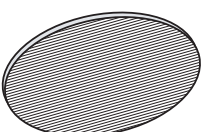
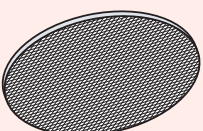
### LABELS

- Suitable for damp location, except when ordered with shower trim - Suitable for wet location

### HOUSING ORDERING INFO

SERIES	CREE	DRIVER	VOLTAGE	OPTIONS
<b>VOR-1BN-S</b> Small Round Trimless Open Frame New Construction Housing	<b>09C</b> 09W LED <b>14C</b> 14W LED <b>20C</b> 20W LED	<b>D1</b> Phase Dimming (120V only) <b>D2</b> 0-10V Dimming (120-277V only)	<b>1</b> 120V <b>U</b> 120-277V	<b>EM</b> Remotely Mounted Emergency Inverter

Ordering Example: **VOR-1BN-S-20C-D2-U-EM**

OPTICAL ACCESSORY	DESCRIPTION	LIGHT SOURCE
		MINI / SMALL
		<ul style="list-style-type: none"> <li>• MR16</li> <li>• CMHMR16</li> <li>• 50mm LED</li> </ul>
	Clear Lens	OPTB-CLR Ø2.00" (51mm) nom.
	Clear Lens - LED Film	OPTB-L-CLR Ø2.00" (51mm) nom.
	UV Lens	OPTB-UVL Ø2.00" (51mm) nom.
	Hex Cell Louver	OPTB-HXL Ø2.00" (51mm) nom.
	Diffusion Lens	OPTB-DFL Ø2.00" (51mm) nom.
	Diffusion Lens - LED Film	OPTB-L-DFL Ø2.00" (51mm) nom.
	Linear Spread Lens	OPTB-LSL Ø2.00" (51mm) nom.
	Linear Spread Lens - LED Film	OPTB-L-LSL Ø2.00" (51mm) nom.
	Prismatic Spread Lens	OPTB-PSL Ø2.00" (51mm) nom.

\* Other filters, colored glass, dichroics & micro-lenses available upon request