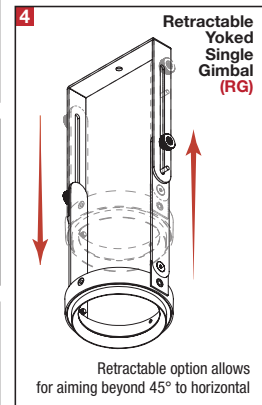
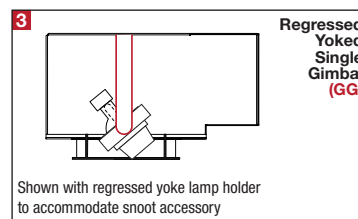
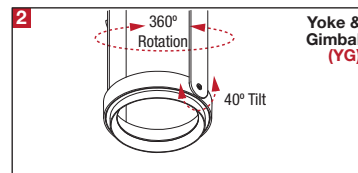
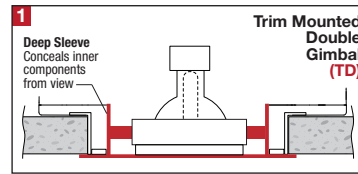
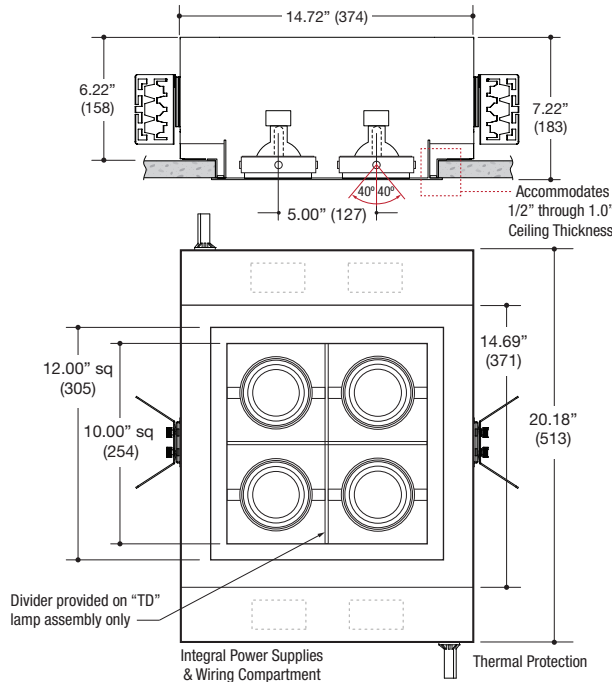


PROJECT	TYPE	CATALOG NUMBER
---------	------	----------------



### DESCRIPTION

- Four light square recessed accent / downlight - medium size
- All steel 18GA construction with powder coat finish
- 1" Trim flange with 10" x 10" open aperture
- Trim flange removable for maintenance
- Vent holes for cooler operating temperature
- Trim features deep sleeve to conceal inner components
- **Ceiling Cut-Out - 11.12" x 11.12"**

### LAMPS (not included)

- T4 GU6.5 lamps in 20W or 39W - Derate Labels Available
- Integral aluminum reflectors in narrow, medium, and wide beams
- Accepts up to 2 or more optical accessories, dependent on lamp
- Double gimbal lamp holder with up to 40° x 40° tilt aiming
- Trim mounted double gimbal standard with optional single gimbal flush yoke, regressed yoke or adjusting retractable yoke

### ELECTRICAL

- Integral electronic metal halide ballast
- Electrical wiring compartment integrated into housing construction
- Thermal protection
- Easy maintenance access through ceiling opening
- Rated for through-branch wiring

### MOUNTING

- Butterfly brackets for commercial installation in drywall, wood, stone, acoustic tile, or other ceiling types
- Continuously variable plate adjusts for 1/2" through 1.0" ceilings
- Heavy -Duty **L-Bars™** hanger bar system ordered separately  
**LF #LBARS4PK**

### LABELS


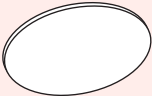


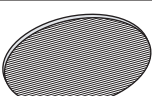

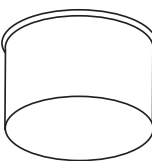
- Suitable for damp location



### ORDERING INFO

SERIES	WATTAGE / LAMP	BEAM	LAMP ASSEMBLY	POWER SUPPLY	VOLTAGE	FINISH	OPTIONS
<b>MF3QCN-T</b>	<b>020TG65</b> T4 GU6.5 20W <b>039TG65</b> T4 GU6.5 39W	<b>N</b> Narrow <b>M</b> Medium <b>W</b> Wide	<b>TD</b> Trim Mounted Double Gimbal <b>YG</b> Yoke Gimbal Flush to Ceiling Line <b>GG</b> Regressed Yoked Gimbal* <b>RG</b> Retractable Yoked Gimbal	<b>EB</b> Electronic Metal Halide Ballast	<b>1</b> 120V <b>2</b> 277V	<b>BB</b> Black <b>WW</b> White <b>WB</b> White Trim / Black Interior <b>SS</b> Silver <b>SB</b> Silver Trim / Black Interior <b>XX</b> Custom	<b>CP</b> Chicago Plenum
<b>MF3QCN-T</b>							

Ordering Example: **MF3QCN-T-039TG65N-TD-EB-1-BB-CP**


OPTICAL ACCESSORY	DESCRIPTION	LIGHT SOURCE
		MEDIUM
		<ul style="list-style-type: none"> <li>• PAR20</li> <li>• PAR20CMH</li> <li>• T4GU6.5</li> <li>• 70mm LED</li> </ul>
	Clear Lens	OPTC-CLR
	UV Lens	OPTC-UVL
	Hex Cell Louver	OPTC-HXL
	Diffusion Lens	OPTC-DFL
	Diffusion Lens - LED Film	OPTC-L-DFL
	Linear Spread Lens	OPTBC-LSL
	Linear Spread Lens - LED Film	OPTC-L-LSL
	Prismatic Spread Lens	OPTC-PSL
	Snoot - Black	OPTC-SNB
	Snoot - White	OPTC-SNW
	Snoot - Silver	OPTC-SNS
	Snoot - White With Black Splay	OPTC-SNWB
	Snoot - Silver With Black Splay	OPTC-SNSB

\* Other filters, colored glass, dichroics & micro-lenses available upon request

## LED Performance Chart

### BRIDGELUX

WATTAGE / LUMENS	CRI / COLOR	BEAM
<b>17L</b> 17W LED / 1700lm nom.	<b>8027</b> 80CRI / 2700K	<b>N</b>
<b>22L</b> 22W LED / 2200lm nom.	<b>8030</b> 80CRI / 3000K	Narrow 22°
	<b>8035</b> 80CRI / 3500K	<b>M</b>
	<b>8040</b> 80CRI / 4000K	Medium 43°
	<b>9027</b> 90CRI / 2700K	<b>W</b>
	<b>9030</b> 90CRI / 3000K	Wide 58°
	<b>9727</b> 97CRI / 2700K	
	<b>9730</b> 97CRI / 3000K	



### CREE

WATTAGE / LUMENS	CRI / COLOR	BEAM
<b>20C</b> 20W LED / 1800lm nom.	<b>8027</b> 80CRI / 2700K	<b>N</b>
<b>28C</b> 28W LED / 2200lm nom.	<b>8030</b> 80CRI / 3000K	Narrow 14°
	<b>8035</b> 80CRI / 3500K	<b>M</b>
	<b>8040</b> 80CRI / 4000K	Medium 30°
	<b>9527</b> 95CRI / 2700K	<b>W</b>
	<b>9530</b> 95CRI / 3000K	Wide 40°
	<b>9535</b> 95CRI / 3500K	
	<b>9540</b> 95CRI / 4000K	

