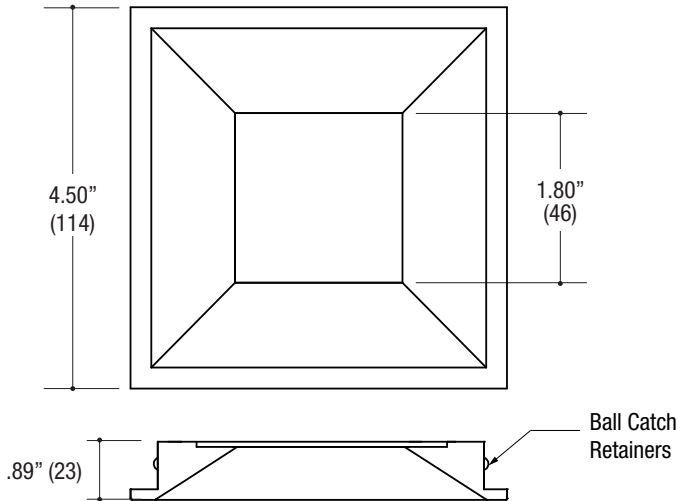


PROJECT	TYPE	CATALOG NUMBER
---------	------	----------------

Measurements in ( ) are metric equivalents.

**8602 SQUARE BEVEL TRIMMED SMALL APERTURE ACCENT** - The VF150 Series is a high efficiency family of products that meet and exceed the needs of today's lighting designers and specifiers that are seeking performance. Formed of die-cast aluminum.



## Specifications

### SQUARE TRIMMED DOWNLIGHT

- Fixed or adjustable light output application
- 4.50" square bevel aluminum trim
- Small 1.80" square aperture
- .25" face trim
- Accepts up to 2 or more optical accessories
- Ball catch retainer for easy trim insertion and removal with safety cable included
- Powder coat finish

### TRIM ORDERING INFO

TRIM SERIES	TRIM FINISH	OPTIONS
<b>8602</b>  4.50" Square Bevel Accent Die-Cast Aluminum Trimmed	<b>MW</b> White <b>MB</b> Black <b>XX</b> Custom	<b>CL</b> Clear lay-in lens <b>DL</b> Diffused lay-in lens <b>SHCL</b> Shower rated Clear lay-in lens <b>SHDL</b> Shower rated Diffused lay-in lens

Example: **8602-MB-SHCL**

**5 YEAR WARRANTY**  
Limited



### HOUSING ORDERING INFO

SERIES	WATTAGE	CRI / COLOR	BEAM	HSG TYPE	DIMMING	VOLTAGE	OPTIONS
<b>HVS-1BA-T</b> Small Square Trimmed New Construction Housing  Black finish is standard	<b>14R</b> 14W LED <b>20R</b> 20W LED	<b>9018</b> 90CRI LumaDIM™ 3000-1800K  <b>CT16</b> 90CRI LumaTUNE™ 4000-1650K	<b>N*</b> Narrow 20° <b>M</b> Medium 40° <b>W</b> Wide 60°  *Consult factory for accessories option	<b>FD</b> Fixed <b>AD</b> Adjustable	<b>W1</b> 0-10V (9018) 0-10V, Bluetooth or DMX (CT16) <b>W4</b> EcoSystem Compatible (Remote DCA required-See accessory page for options) <b>W5</b> EcoSystem Ready Integral 1 Channel DCA (9018) <b>W6</b> EcoSystem Ready Integral 2 Channel DCA (CT16) <b>W7</b> EcoSystem Ready Integral 4 Channel DCA (CT16)	<b>U</b> 120-277V	<b>IC</b> Insulated Ceiling  <b>EM</b> Remotely Mounted Emergency LED Inverter
<b>HVS-1BA-T</b>							

Ordering Example: **HVS-1BA-T-14R-9018-M-AD-W1-U-EM**

Measurements in ( ) are metric equivalents.



VF150 and **LumaDIM™** together provide a whole new level of choice for light output with fully adjustable color control

LEDs have proven an effective source for many lighting applications. In the case of architectural lighting, accent and display applications have been the most widely used. Until now these designs have been limited to a single color temperature. Today, with greatly improved color quality and warm CCTs at high CRI levels, LEDs are now being used in hospitality and other areas where the effect of a "warm incandescent" type of lighting is needed. **LumaDIM™** from LF Illumination can dim our VF100 LED products from a 3000K CCT at full brightness to 1800K at 1% of full range, and maintain a 90 CRI throughout, creating a warm output never before achievable with LED sources.

## Specifications

### SQUARE TRIMMED HOUSING

- Housing of all steel construction
- Adjustable plaster frame
- Black powder coat finish
- **Ceiling Cut-out - 4.13" X 4.13"**

### LED TECHNOLOGIES

**LumaDIM™** Warm dimming LED

- 14W / 600lm, 90CRI / 3000-1800K
- 20W / 900lm, 90CRI / 3000-1800K

[\(Click for more about LumaDIM™\)](#)



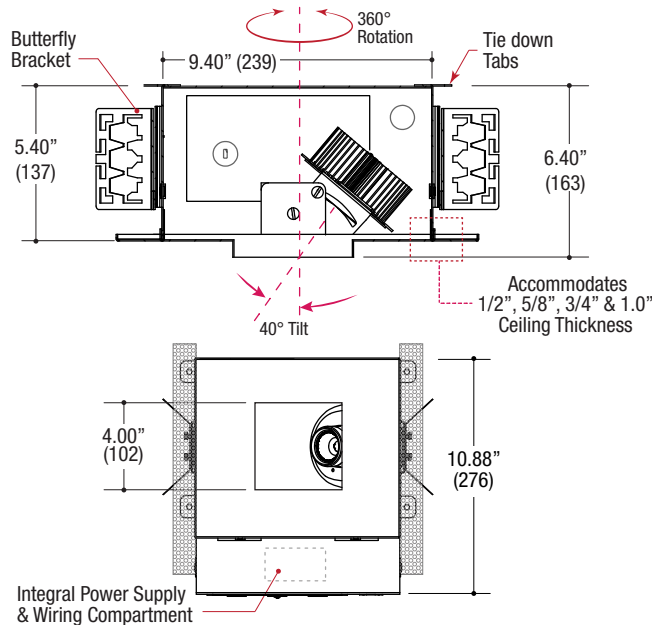
**LumaTUNE™** Adjustable color tuning

- 14W / 600lm, 90CRI / 4000-1650K
- 20W / 900lm, 90CRI / 4000-1650K

[\(Click for more about LumaTUNE™\)](#)



## Dimming



(HVS-1BA-T)

### SMALL SIZED HOUSING

- (AD) Adjustable Downlight
- (FD) Fixed Downlight (Also available)



VF150 and **LumaTUNE™** together provide a whole new level for white light technology, 100% - 1% tunable and dimmable

In the case of architectural lighting, the range of applications have been greater and specifications more demanding of LED technology. Typically these LED designs have been limited to a single color temperature.

**LumaTUNE™** offers a tunable range of 1650-4000K at high CRI levels. Dimming to 1% with fixed CCT or Dimming to 1% with variable CCT to replicate halogen dimming profiles. Rather it be specification grade directional downlight, retail, accent, cosmetic-counters, hospitality or museums

LF Illumination's **LumaTUNE™** offers greater versatility for the lighting designer's ever challenging demands.

### ELECTRICAL

- Field-replaceable integral LED driver
- Electrical wiring compartment integrated into housing construction
- Internal thermal protection
- Easy maintenance access through ceiling opening
- Rated for through-branch wiring
- Optional dimming

### MOUNTING

- Butterfly brackets for commercial installation in drywall, wood, stone, acoustic tile, or other ceiling types
- Perforated plate adjusts for 1/2", 5/8", 3/4" & 1.0" ceiling thickness
- Includes Heavy-Duty **L-Bars™** hanger bar system for residential installation

### LABELS

- Suitable for damp location, except when ordered with shower trim - Suitable for wet location
- **IC rated / Air-Tight / Title 24 Compliant**

0-10V DIMMING COMPATIBILITY TABLE

BRAND / MODEL	PART #	BRAND / MODEL	PART #
Lutron DIVA	DVSTV	Vantage INFUSION	LVOS-0-10-PWM-DIN
Lutron NOVA	NTFTV	Vantage INFUSION	LVOS-1-10-PWM-P
Lutron NOVA	NTTV	Crestron iLUX	CLS-EXP-DIMFLV
Lutron HWQS	LMJ-5T-DV-B	Crestron DIN	DIN-4DIMFLV4
Lutron POWPAK	RMJ-5T-DV-B	Crestron Green Light	GLX-DIMFLV8
Lutron Grafik Eye 3000	GRX-TVI	Crestron Green Light	GLXP-DIMFLV8
Lutron Grafik Eye 4000	GRX-TVI	Crestron DIN	DIN-A08
Lutron QS ENERGI SAVR	QNS-4T16-S		




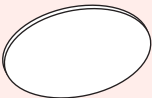
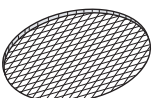

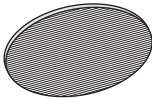
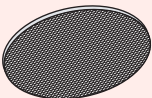

(HVS-1BA-T)

### SMALL SIZED HOUSING

**5 YEAR WARRANTY**  
Limited



**IC / Air-Tight**

OPTICAL ACCESSORY	DESCRIPTION	LIGHT SOURCE
		• LED
	Clear Lens	OPTB-CLR Ø2.00" (51mm) nom.
	Clear Lens - LED Film	OPTB-L-CLR Ø2.00" (51mm) nom.
	UV Lens	OPTB-UVL Ø2.00" (51mm) nom.
	Hex Cell Louver	OPTB-HXL Ø2.00" (51mm) nom.
	Diffusion Lens	OPTB-DFL Ø2.00" (51mm) nom.
	Diffusion Lens - LED Film	OPTB-L-DFL Ø2.00" (51mm) nom.
	Linear Spread Lens	OPTB-LSL Ø2.00" (51mm) nom.
	Linear Spread Lens - LED Film	OPTB-L-LSL Ø2.00" (51mm) nom.
	Prismatic Spread Lens	OPTB-PSL Ø2.00" (51mm) nom.
	RACK-MOUNTED / Remote EcoSystem DCA 1-Channel For LumaDIM Dimming (9018)	LF-LTDCA1
	RACK-MOUNTED / Remote EcoSystem DCA 2-Channel For LumaTUNE Dimming & CCT Control (CT16)	LF-LTDCA2
	RACK-MOUNTED / Remote EcoSystem DCA 4-Channel For LumaTUNE Dimming & Full Color Control CCT, Saturation, CT & Intensity (CT16)	LF-LTDCA4

\* Other filters, colored glass, dichroics & micro-lenses available upon request